

PVCu BI-FOLD DOOR ORDER FORM

Name/Company:	
Address:	
Postcode:	
Order Date:	Order Number:

Contact:
Tel:
Email:
Fax:
Reference:
Date Required:

SIZE Viewed from the outside (all sizes include cill and Knock Ons)	
Overall Width	mm
Overall Height	mm

GLAZING (All 28mm Beading)	
Unglazed	Glazed
clear toughened glass as standard	
OTHER state glass required	

OPENING	
Open In	Open Out

THRESHOLD	
Frame all round	Aluminium threshold
15mm Low Aluminium threshold (not compatible with a cill)	

CILL OPTIONS			
None	85mm (stud)	150mm	180mm



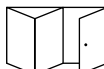
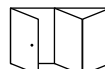
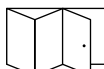
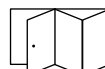
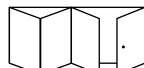
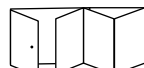
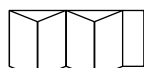
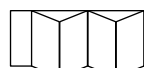

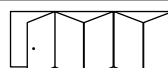
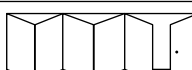
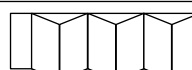
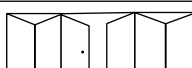

KNOCK ONS (All sizes are including Knock ons)					
15mm	Left	Right	Top	Bottom	
25mm	Left	Right	Top	Bottom	
50mm	Left	Right	Top	Bottom	

COLOUR OPTIONS	
External Colour	
Internal Colour	

NOTE: Longer lead times and price premiums apply to non standard colours

HANDLE COLOUR			
White	Black	Chrome	
Silver	Other (specify)		

--

VIEWED EXTERNALLY			
2-2-0		2-0-2	
3-2-1		3-1-2	
3-3-0		3-0-3	
4-3-1		4-1-3	
4-4-0		4-0-4	
5-5-0		5-0-5	
6-5-1		6-1-5	
6-3-3L		6-3-3R	
Configurations Explained eg. 4-3-1		4 = Total Number of Leaves	
		3 = Leaves Folding Left	
		1 = Leaves Folding Right	
Supply in Part Assembled format			

ALTERNATIVE DESIGNS (Available Upon Request) Sketch required below and/or note the configuration required as per the explanation above.

SPECIFICATION NOTES Where required ALL Magnets to folding doors will be supplied loose for on site fitting. Before ordering please ensure you are familiar with the product and specification as no responsibility will be excepted by the company for any lack of knowledge in the events of product suitability.
Signature
Print Name: